


HOPE GARDENS COMMUNITY OUTREACH SURVEY RESULTS

DEMOGRAPHICS

77% Women, 23% Men

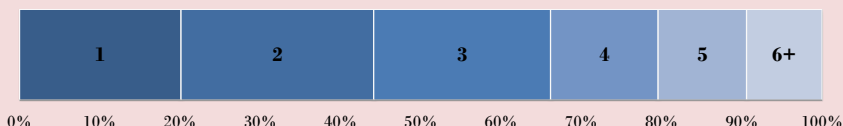
Age groups



254 people surveyed
74% (188 people) are
Hope Gardens Residents

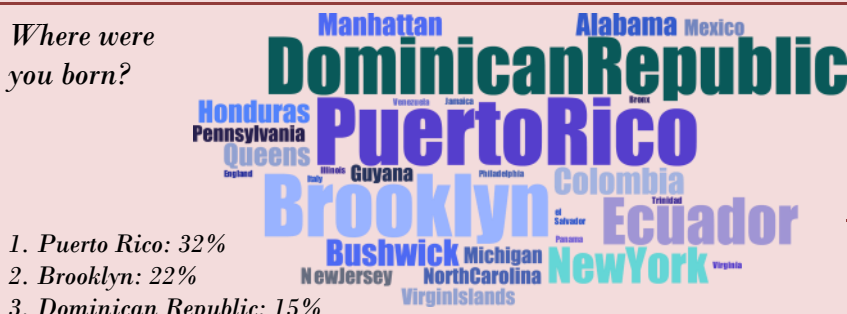
64% responded in English, 36% in Spanish

Household Size (# of people)

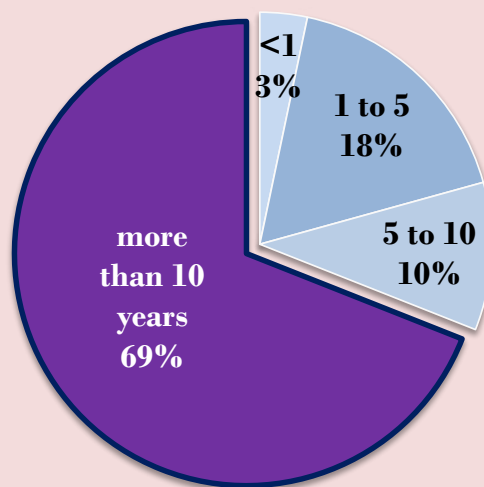


26% of all interviewees work around Hope Gardens
 1/2 of them have worked around Hope Gardens for more than 5 years

Where were you born?



Years living in Hope Gardens



28% of interviewees have relatives living in the Bushwick area

COMMUNITY ROUTINES

Community Resources:

- 24% use the Hope Gardens Senior Center (195 Linden Street)
- 11% use the Palmetto Gardens Senior Center (85 Palmetto Street)
- 21% use the Hope Gardens Community Center (422 Central Avenue)
- 51% use the Playgrounds in NYCHA

Other Services used by the Community:

- Transit
- Churches
- Medical services

Community Services that are lacking:

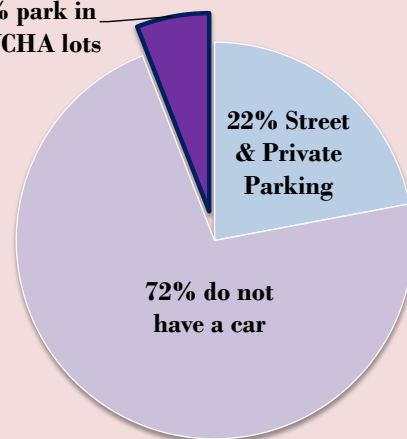
- Youth services and employment/job training
- Information desk
- Day care

Parking



24% of Hope Gardens Residents surveyed garden; 40% in the front yard, 20% in the back yard

6% park in NYCHA lots



34% of Hope Gardens Residents surveyed occasionally attend **Hope Gardens Tenant Association** meetings

63% of Hope Gardens Residents surveyed use the **internet**